
FOREVER
Floret



Simplicity That
Speaks Luxury

Precision Engineered
Surfaces For Large scale
Architectural Excellence.

TABLE OF CONTENT

- This Is Flooret
- Evolution Of Surfaces
- Surface Innovator
- Flooret Design Gallery
- Morning To Evening Elegance
- Technical Specification
- Packing Details
- Installation Guidelines
- Sustainable Innovation



Surface Power on a Grand Scale

Where architecture meets scale. Where surfaces define space. Flooret Forever is a curated slab collection designed for seamless contemporary environments.

At Flooret, we believe every surface tells a story. Rooted in a commitment to excellence, innovation, and luxury grade. We combine advanced manufacturing with refined, global design to offer top-tier slabs made for contemporary living. Built on precision, durability, and a clear design vision, Flooret delivers surfaces that elevate spaces with simplicity, scale, and quiet sophistication.

As specialists in large-format slabs, we bring together advanced manufacturing, refined aesthetics, and uncompromising durability to create premium surfaces for floors, walls, and countertops. Built on a legacy of craftsmanship and innovation.







Flooret is where material excellence meets modern design. expertise, we craft surfaces that transform spaces into experiences. Our journey began with a vision to redefine the standards of slab manufacturing in India & global markets.

By blending state-of-the-art technology with time-honored artistry, we've developed a diverse range of large-format surfaces designed for both residential and commercial spaces. Each Flooret slab is a testament to our dedication to quality, durability, and modern design.

A statement of vision, strength, and architectural excellence.

Creativity and design come together through surfaces that shape uplifting, positive, and energetic spaces. Flooret believes in creating environments that inspire, elevate mood, and express individuality through thoughtful design, Flooret uses the latest Italian manufacturing technology and know how practices. Flooret's slab surfaces range from matt and organic textures to sculpted, polished, and silky finishes, offering versatile design expressions for architectural spaces.



Surfaces That
Shape Modern Architecture



At Flooret, we believe every surface tells a story. Rooted in a commitment to excellence, innovation, and exclusive. We combine advanced manufacturing with refined, global design to offer exceptional slabs made for contemporary living. Built on precision, durability, and a clear design vision, Flooret delivers surfaces that elevate spaces with simplicity, scale, and quiet sophistication.

Premium surfaces made to inspire.

As specialists in large-format slabs, we bring together advanced manufacturing, refined aesthetics, and uncompromising durability to create premium surfaces for floors, walls, and counter tops. Built on a legacy of craftsmanship and innovation,

Where Innovation
Becomes Material

At the core of Flooret lies advanced Continua+ and Digital Dry Decoration engineering technologies that bring depth, realism, and consistency to every slab. Veins align with precision. Patterns flow with intention. Strength is built into the structure, Enduring by design.

Flooret believes that a surface is not a background element it defines atmosphere, proportion, and experience. By combining advanced sintering technology with design intelligence, Flooret creates slabs that are as functional as they are expressive.

Flooret operates with world-class Italian production technology, ensuring global performance standards at every stage of manufacturing.



Where technology shapes timeless surfaces.







The Evolution Of Surfaces

We draw inspiration from everyday details the colours, textures, and forms that surround us. By reinterpreting these elements with intention, we create surfaces that bring a fresh aesthetic to contemporary spaces. Our goal is to help shape environments where people feel comfortable, connected, and at ease, finding something of themselves reflected in the spaces they live and work in.

Surfaces

The result is a collection of high-performance slabs designed to elevate contemporary spaces, establishing Flooret as a Surface Engineering–driven brand built for modern architecture.



08 Surfaces

04 Sizes

02 Thickness

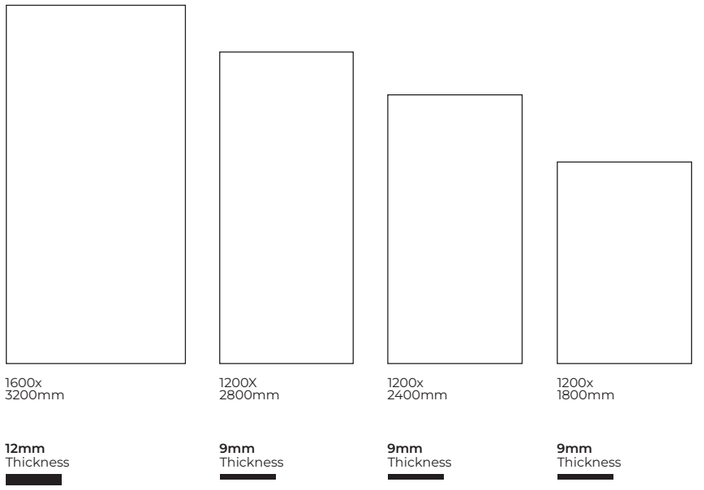

available on request*

Surface Innovator

01

A signature premium surface that combines polished dry granule technology with crystal-infused elements. Cristallo creates a luminous, shimmering effect that reacts dynamically with light, offering a rich and sophisticated visual depth. Designed for statement applications, it brings a sense of luxury and brilliance to high-end interiors.

CRISTALLO
DRY GRANULES POLISHED WITH CRYSTALS INFUSED

02

A pure matt surface crafted through full digital application, offering a clean and non-reflective finish. Naturale captures the raw beauty of natural materials with a contemporary edge, making it perfect for spaces that prioritize simplicity, clarity, and timeless design. Its understated aesthetic allows the design to speak without distraction.

Naturâle
organic first surface

03

A pure matt surface crafted through full digital application, offering a clean and non-reflective finish. Naturale captures the raw beauty of natural materials with a contemporary edge, making it perfect for spaces that prioritize simplicity, clarity, and timeless design. Its understated aesthetic allows the design to speak without distraction.

Ever Matt
FOREVER SPECIAL

04

A soft-polished surface developed using advanced dry granule technology. Silk Lucidato offers a smooth, velvety touch with delicate, muted reflections that create a refined visual softness. It brings together the elegance of polish with the comfort of matt, making it ideal for interiors that seek subtle luxury without high gloss intensity.

Silk Lucidato
DRY GRANULES POLISHED

05

A high-gloss surface created through intensive dry granule polishing and precision finishing. Lucidato delivers a mirror-like shine with enhanced depth, clarity, and brightness, elevating the visual impact of any space. Along with its luxurious appearance, it offers improved resistance to scratches, making it both elegant and durable.

Lucidato
DRY GRANULES POLISHED

06

A refined satin-finish surface developed to deliver a soft, brushed tactile experience. Soft Naturale balances the elegance of matte with a gentle smoothness, creating a surface that feels as good as it looks. Its subtle texture adds depth without reflection, making it ideal for calm, sophisticated interiors where comfort and minimalism define the space.

Soft Naturâle

07

A performance-driven surface engineered for durability, safety, and strength. StoneTech integrates high-resistance materials to deliver anti-slip properties along with exceptional resistance to scratches and wear. Built for demanding environments, it is ideal for outdoor areas, high-traffic zones, and applications where functionality and long-term performance are essential.

Stone TECH

08

A next-generation surface that introduces depth, structure, and dimension into material design. ShapeTech transforms flat surfaces into tactile experiences by integrating 3D detailing, resulting in a highly natural and architectural finish. Designed using advanced digital technology, it enhances realism and creates dynamic surfaces that interact beautifully with light and space.

Shape Tech

Flooret Design Gallery

Flooret Design Gallery


Aurora Calacutta


Avocado

Bianco Lasa


Black Panther


Botanic


Calacatta Viola


Caramel Drift


Carrara


Denise


Dubai


Elite


Everest


Glacier


Golden Canyon


Kaizen


Macaubus


Morden Stone


Naturale White


Nero Marquina


Onice Rosa

Onyx Cloud

Persian


Rosso Arabescato


Rosso Iberico


Rosso levanto


Serene Quartz


Splendore


Statuario Naturale


Tajmahal


Tiger Imperial

Space Clear


Space Harmony


Space Ideal


Space Iron


Space Perfect

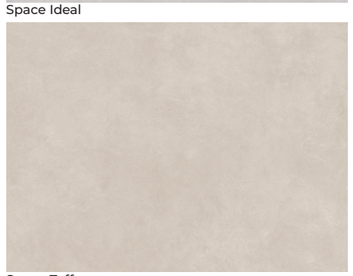
Space Toffee



Weave Clear



Weave Harmony



Weave Ideal



Weave Chevron Iron



Weave Perfect



Weave Toffee

Weave





Concrete Clear



Concrete Harmony



Concrete Ideal



Concrete Iron



Concrete Perfect



Concrete Toffee

Concrete



INDEX	SURFACES							
	Cristallo	Lucidato	Silk Lucidato	Shape Tech	Naturale	Stone Tech	Ever Matt	Soft Naturale
Aurora Calacutta		▪					▪	
Avocado					▪			
Bianco Lasa		▪					▪	
Black Panther	▪				▪			
Botanic	▪		▪					
Calacatta Viola		▪						
Caramel Drift		▪						
Carrara		▪	▪					
Denise		▪					▪	
Dubai								▪
Elite				▪				▪
Everest				▪			▪	
Glacier		▪						
Golden Canyon		▪						
Kaizen								▪
Macaubus								▪
Morden Stone		▪			▪			
Naturale White		▪					▪	
Nero Marquina		▪				▪		
Onice Rosa		▪						
Onyx Cloud		▪						
Persian	▪							
Rosso Arabescato		▪				▪		
Rosso Iberico	▪					▪		
Rosso levanto		▪						
Serene Quartz		▪					▪	
Splendore		▪						
Statuario Naturale		▪						
Tajmahal								▪
Tiger Imperial		▪				▪		
Space Clear						▪		
Space Harmony						▪		
Space Ideal						▪		
Space Iron						▪		
Space Perfect						▪		
Space Toffee						▪		



*Concrete	SURFACES							
INDEX	Cristallo	Lucidato	Silk Lucidato	Shape Tech	Naturale	Stone Tech	Ever Matt	Soft Naturale
Concrete Clear				▪				
Concrete Harmony				▪				
Concrete Ideal				▪				
Concrete Iron				▪				
Concrete Perfect				▪				
Concrete Toffee				▪				



Weave Ideal 1200x2400mm

*Weave	SURFACES							
INDEX	Cristallo	Lucidato	Silk Lucidato	Shape Tech	Naturale	Stone Tech	Ever Matt	Soft Naturale
Weave Clear				▪				
Weave Harmony				▪				
Weave Ideal				▪				
Weave Iron				▪				
Weave Perfect				▪				
Weave Toffee				▪				



Concrete Perfect 1200x2400mm

A New Dimension.. of Premium Living...

The Chevron & Arch Collection is a celebration of artistic surfaces and premium interior aesthetics. Crafted with beautifully embossed textures and available in six unique design variations each, these slabs transform ordinary walls into elegant architectural statements.

From Chevron's refined linear patterns that create depth and movement to Arch's subtle grunge-inspired textures that add warmth and sophistication, every surface is designed to bring a luxurious and aesthetic presence to modern interiors. Perfect for premium homes and contemporary spaces, the collection blends texture, design, and craftsmanship to create walls that feel timeless, distinctive, and truly unforgettable.



Every Wall Deserves a *Signature* Finish.



Aurora Calacutta









Random : 3

1200
x2400mm

Scan for
360˚view

Aurora Calacutta

2 SURFACES | **2** SIZES | Body Color : White

1200x2400mm | 9 mm Thickness
1600x3200mm | 12 mm Thickness



Random : 2





1600
x3200mm

SURFACES AVAILABILITY

CRISTALLO	LUCIDATO	SILK LUCIDATO	SHAPE TECH	NATURALE	STONE TECH	EVER MATT	SOFT NATURALE
	■					■	

Avocado







Random : 2

1200
x2400mm

Scan for
360˚view

Avocado

1 SURFACE | **2** SIZES | Body Color : Black

1200x2400mm | 9 mm Thickness
1600x3200mm | 12 mm Thickness



Random : 1



1600
x3200mm

SURFACES AVAILABILITY

CRISTALLO	LUCIDATO	SILK LUCIDATO	SHAPE TECH	NATURALE	STONE TECH	EVER MATT	SOFT NATURALE
				■			



Bianco Lasa





Random : 2

1200
x2400mm

Scan for
360˚view

Bianco Lasa

2 SURFACE | **1** SIZE | Body Color : White

1200x2400mm | 9 mm Thickness



SURFACES AVAILABILITY

CRISTALLO	LUCIDATO	SILK LUCIDATO	SHAPE TECH	NATURALE	STONE TECH	EVER MATT	SOFT NATURALE
	■					■	



Black Panther









Random : 2

**BookMatch Available*

1200
x2400mm

Scan for
360° view

Black Penther

2 SURFACES | **2** SIZES | Body Color : Black

1200x2400mm | 9 mm Thickness
1600x3200mm | 12 mm Thickness



Random : 2

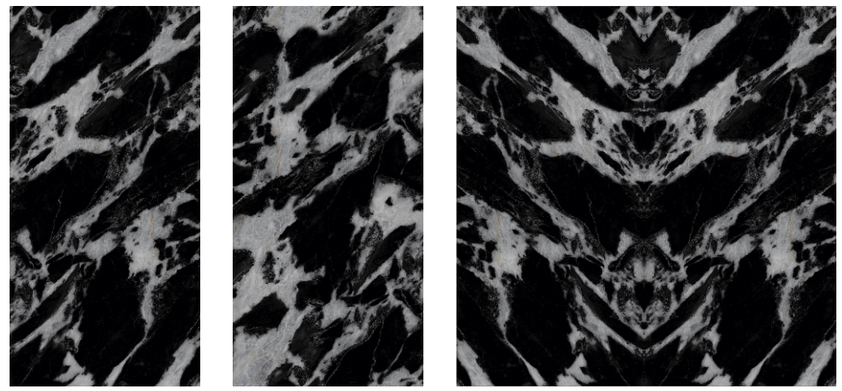

*BookMatch Available**

1600
x3200mm

SURFACES AVAILABILITY

CRISTALLO	LUCIDATO	SILK LUCIDATO	SHAPE TECH	NATURALE	STONE TECH	EVER MATT	SOFT NATURALE
■				■			



Botanic











Random : 3

**BookMatch Available*

1200
x2400mm

Scan for
360˚view

Botanic

2 SURFACES | **2** SIZES | Body Color : White

1200x2400mm | 9 mm Thickness
1600x3200mm | 12 mm Thickness



Random : 1





*BookMatch Available**

1600
x3200mm

SURFACES AVAILABILITY

CRISTALLO	LUCIDATO	SILK LUCIDATO	SHAPE TECH	NATURALE	STONE TECH	EVER MATT	SOFT NATURALE
■		■					

Calacatta Viola



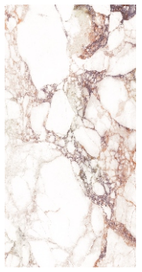



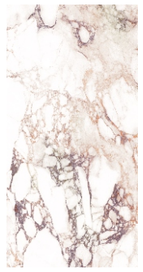

Random : 3

1200
x2400mm

Scan for
360˚view

Calacutta Viola

1 SURFACE | **2** SIZES | Body Color : White

1200x2400mm | 9 mm Thickness
1600x3200mm | 12 mm Thickness



Random : 1





1600
x3200mm

SURFACES AVAILABILITY

CRISTALLO	LUCIDATO	SILK LUCIDATO	SHAPE TECH	NATURALE	STONE TECH	EVER MATT	SOFT NATURALE
	■						

Caramel Drift







Random : 2

1200
x2400mm

Scan for
360° view

Caramel Drift

1 SURFACE | 1 SIZE | Body Color : Beige

1200x2400mm | 9 mm Thickness



SURFACES AVAILABILITY

CRISTALLO	LUCIDATO	SILK LUCIDATO	SHAPE TECH	NATURALE	STONE TECH	EVER MATT	SOFT NATURALE
	■						



Carrara



Random : 3



1200
x2400mm

Scan for
360˚view

Carrara

2 SURFACES | **2** SIZES | Body Color : White

1200x2400mm | 9 mm Thickness
1600x3200mm | 12 mm Thickness



Random : 1



1600
x3200mm

SURFACES AVAILABILITY

CRISTALLO	LUCIDATO	SILK LUCIDATO	SHAPE TECH	NATURALE	STONE TECH	EVER MATT	SOFT NATURALE
	■	■					



Denise



Random : 2



1200
x2400mm

Scan for
360° view

Denise

1 SURFACE | 1 SIZE | Body Color : White

1200x2400mm | 9 mm Thickness



SURFACES AVAILABILITY

CRISTALLO	LUCIDATO	SILK LUCIDATO	SHAPE TECH	NATURALE	STONE TECH	EVER MATT	SOFT NATURALE
	■					■	

Dubai



Random : 1



1200
x2400mm

Scan for
360˚view

Dubai

1 SURFACE | **2** SIZES | Body Color : White

1200x2400mm | 9 mm Thickness
1600x3200mm | 12 mm Thickness



Random : 1



1600
x3200mm

SURFACES AVAILABILITY

CRISTALLO	LUCIDATO	SILK LUCIDATO	SHAPE TECH	NATURALE	STONE TECH	EVER MATT	SOFT NATURALE
							■



Elite



Random : 1



1200
x2400mm

Scan for
360°view

Elite

1 SURFACE | **2** SIZES | Body Color : White

1200x2400mm | 9 mm Thickness
1600x3200mm | 12 mm Thickness



Random : 2





1600
x3200mm

SURFACES AVAILABILITY

CRISTALLO	LUCIDATO	SILK LUCIDATO	SHAPE TECH	NATURALE	STONE TECH	EVER MATT	SOFT NATURALE
			■				■



Everest



Random : 2





1200
x2400mm

Scan for
360˚view

Everest

1 SURFACE | **2** SIZES | Body Color : White

1200x2400mm | 9 mm Thickness
1600x3200mm | 12 mm Thickness



Random : 2





1600
x3200mm

SURFACES AVAILABILITY

CRISTALLO	LUCIDATO	SILK LUCIDATO	SHAPE TECH	NATURALE	STONE TECH	EVER MATT	SOFT NATURALE
			■			■	

Glacier



Random : 6

1200
x2400mm

Scan for
360˚view

Glacier

1 SURFACE | **2** SIZES | Body Color : White

1200x2400mm | 9 mm Thickness
1600x3200mm | 12 mm Thickness



Random : 2



1600
x3200mm

SURFACES AVAILABILITY

CRISTALLO	LUCIDATO	SILK LUCIDATO	SHAPE TECH	NATURALE	STONE TECH	EVER MATT	SOFT NATURALE
	■						



Golden Canyon







Random : 2

1200
x2400mm

Scan for
360˚view

Golden Canyon

1 SURFACE | **2** SIZES | Body Color : Beige

1200x2400mm | 9 mm Thickness
1600x3200mm | 12 mm Thickness



Random : 2





1600
x3200mm

SURFACES AVAILABILITY

CRISTALLO	LUCIDATO	SILK LUCIDATO	SHAPE TECH	NATURALE	STONE TECH	EVER MATT	SOFT NATURALE
	■						

Kaizen









Random : 3

1200
x2400mm

Scan for
360° view

Kaizen

1 SURFACE | **2** SIZES | Body Color : White

1200x2400mm | 9 mm Thickness
1600x3200mm | 12 mm Thickness



Random : 2





1600
x3200mm

SURFACES AVAILABILITY

CRISTALLO	LUCIDATO	SILK LUCIDATO	SHAPE TECH	NATURALE	STONE TECH	EVER MATT	SOFT NATURALE
							■

Macaubus



Scan for 360° view

Macaubus

1 SURFACE | 1 SIZE | Body Color : White

1600x3200mm | 12 mm Thickness



Random : 1



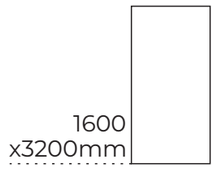

SURFACES AVAILABILITY

CRISTALLO	LUCIDATO	SILK LUCIDATO	SHAPE TECH	NATURALE	STONE TECH	EVER MATT	SOFT NATURALE
							■

Morden Stone





Random : 3

1200
x2400mm

Scan for
360° view

Morden Stone

2 SURFACES | **1** SIZE | Body Color : Grey

1200x2400mm | 9 mm Thickness



SURFACES AVAILABILITY

CRISTALLO	LUCIDATO	SILK LUCIDATO	SHAPE TECH	NATURALE	STONE TECH	EVER MATT	SOFT NATURALE
	■			■			

Naturale White



Random : 3

**BookMatch Available*

1200
x2400mm

Scan for
360˚view

Naturale White

2 SURFACES | **2** SIZES | Body Color : White

1200x2400mm | 9 mm Thickness
1600x3200mm | 12 mm Thickness



Random : 1

*BookMatch Available**

1600
x3200mm

SURFACES AVAILABILITY

CRISTALLO	LUCIDATO	SILK LUCIDATO	SHAPE TECH	NATURALE	STONE TECH	EVER MATT	SOFT NATURALE
	■					■	



Nero Marquina







Random : 2

1200
x2400mm

Scan for
360° view

Nero Marquina

2 SURFACES | **2** SIZES | Body Color : Black

1200x2400mm | 9 mm Thickness
1600x3200mm | 12 mm Thickness



Random : 2





1600
x3200mm

SURFACES AVAILABILITY

CRISTALLO	LUCIDATO	SILK LUCIDATO	SHAPE TECH	NATURALE	STONE TECH	EVER MATT	SOFT NATURALE
	■				■		

Onice Rosa





Random : 2

1200
x2400mm

Scan for
360˚view

Onice Rosa

1 SURFACE | **2** SIZES | Body Color : Beige

1200x2400mm | 9 mm Thickness
1600x3200mm | 12 mm Thickness



Random : 2



1600
x3200mm

SURFACES AVAILABILITY

CRISTALLO	LUCIDATO	SILK LUCIDATO	SHAPE TECH	NATURALE	STONE TECH	EVER MATT	SOFT NATURALE
	■						

Onyx Cloud

Random : 2

1200
x2400mm

Scan for
360˚view

Onyx Cloud

1 SURFACE | **2** SIZES | Body Color : White

1200x2400mm | 9 mm Thickness
1600x3200mm | 12 mm Thickness

Random : 2

1600
x3200mm

SURFACES AVAILABILITY

CRISTALLO	LUCIDATO	SILK LUCIDATO	SHAPE TECH	NATURALE	STONE TECH	EVER MATT	SOFT NATURALE
	■						

Persian

Random : 1

1200
x2400mm

Scan for
360˚view

Persian

1 SURFACE | **2** SIZES | Body Color : White

1200x2400mm | 9 mm Thickness
1600x3200mm | 12 mm Thickness

Random : 2

1600
x3200mm

SURFACES AVAILABILITY

CRISTALLO	LUCIDATO	SILK LUCIDATO	SHAPE TECH	NATURALE	STONE TECH	EVER MATT	SOFT NATURALE
■							

Rosso Arabescato





Random : 1

1200
x2400mm

Scan for
360° view

Rosso Arabescato

1 SURFACE | 1 SIZE | Body Color : Black

1200x2400mm | 9 mm Thickness



SURFACES AVAILABILITY

CRISTALLO	LUCIDATO	SILK LUCIDATO	SHAPE TECH	NATURALE	STONE TECH	EVER MATT	SOFT NATURALE
■							

Rosso Iberico



Random : 2







**BookMatch Available*

1200
x2400mm

Scan for
360˚view

Rosso Iberico

2 SURFACES | **2** SIZES | Body Color : Black

1200x2400mm | 9 mm Thickness
1600x3200mm | 12 mm Thickness



Random : 1



*BookMatch Available**

1600
x3200mm

SURFACES AVAILABILITY

CRISTALLO	LUCIDATO	SILK LUCIDATO	SHAPE TECH	NATURALE	STONE TECH	EVER MATT	SOFT NATURALE
■					■		



Rosso Levanto



Random : 1



1200
x2400mm

Scan for
360° view

Rosso Levanto

1 SURFACE | **2** SIZES | Body Color : Black

1200x2400mm | 9 mm Thickness
1600x3200mm | 12 mm Thickness



Random : 1



1600
x3200mm

SURFACES AVAILABILITY

CRISTALLO	LUCIDATO	SILK LUCIDATO	SHAPE TECH	NATURALE	STONE TECH	EVER MATT	SOFT NATURALE
	■						

Serene Quartz



Random : 1



1200
x2400mm

Scan for
360°view

Serene Quartz

2 SURFACES | **2** SIZES | Body Color : White

1200x2400mm | 9 mm Thickness
1600x3200mm | 12 mm Thickness



Random : 2



1600
x3200mm

SURFACES AVAILABILITY

CRISTALLO	LUCIDATO	SILK LUCIDATO	SHAPE TECH	NATURALE	STONE TECH	EVER MATT	SOFT NATURALE
	■					■	

Splendore



Scan for
360°view

Splendore

1 SURFACE | 1 SIZE | Body Color : Beige

1600x3200mm | 12 mm Thickness



Random : 1

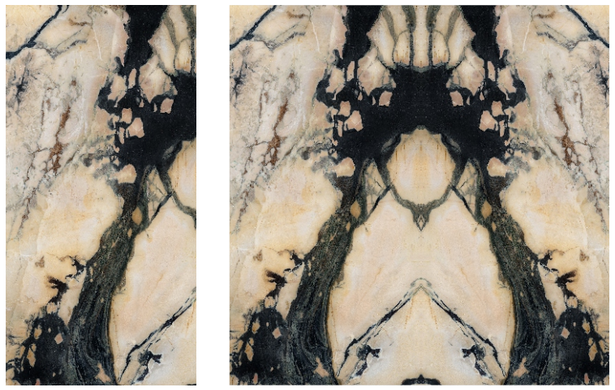

*BookMatch Available**

1600
x3200mm

SURFACES AVAILABILITY

CRISTALLO	LUCIDATO	SILK LUCIDATO	SHAPE TECH	NATURALE	STONE TECH	EVER MATT	SOFT NATURALE
	■						

Statuario Naturale





Random : 6

1200
x2400mm

Scan for
360° view

Statuario Naturale

2 SURFACE | **1** SIZE | Body Color : White

1200x2400mm | 9 mm Thickness
1600x3200mm | 12 mm Thickness



Random : 2



1600
x3200mm

SURFACES AVAILABILITY

CRISTALLO	LUCIDATO	SILK LUCIDATO	SHAPE TECH	NATURALE	STONE TECH	EVER MATT	SOFT NATURALE
	■						



Tajmahal







Random : 2

1200
x2400mm

Scan for
360° view

Tajmahal

1 SURFACE | **2** SIZES | Body Color : Beige

1200x2400mm | 9 mm Thickness
1600x3200mm | 12 mm Thickness



Random : 1



1600
x3200mm

SURFACES AVAILABILITY

CRISTALLO	LUCIDATO	SILK LUCIDATO	SHAPE TECH	NATURALE	STONE TECH	EVER MATT	SOFT NATURALE
							■



Tiger Imperial



Random : 2



*BookMatch Available

1200
x2400mm

Scan for
360°view

Tiger Imperial

2 SURFACE | **2** SIZES | Body Color : Black

1200x2400mm | 9 mm Thickness
1600x3200mm | 12 mm Thickness



Random : 1



*BookMatch Available**

1600
x3200mm

SURFACES AVAILABILITY

CRISTALLO	LUCIDATO	SILK LUCIDATO	SHAPE TECH	NATURALE	STONE TECH	EVER MATT	SOFT NATURALE
	■				■		

Space Clear

Random : 3

1200
x2400mm

Scan for
360° view

Space Clear

1 SURFACE | **2** SIZES | Body Color : White

1200x2400mm | 9 mm Thickness
1600x3200mm | 12 mm Thickness

Random : 1

1600
x3200mm

SURFACES AVAILABILITY

CRISTALLO	LUCIDATO	SILK LUCIDATO	SHAPE TECH	NATURALE	STONE TECH	EVER MATT	SOFT NATURALE
					■		

Space Harmony

Random : 3

1200
x2400mm

Scan for
360° view

Space Harmony

1 SURFACE | **2** SIZES | Body Color : Beige

1200x2400mm | 9 mm Thickness

Random : 1

1600
x3200mm

SURFACES AVAILABILITY

CRISTALLO	LUCIDATO	SILK LUCIDATO	SHAPE TECH	NATURALE	STONE TECH	EVER MATT	SOFT NATURALE
					■		

Space Ideal









Random : 3

1200
x2400mm

Scan for
360° view

Space Ideal

1 SURFACE | **2** SIZES | Body Color : Grey

1200x2400mm | 9 mm Thickness
1600x3200mm | 12 mm Thickness



Random : 1



1600
x3200mm

SURFACES AVAILABILITY

CRISTALLO	LUCIDATO	SILK LUCIDATO	SHAPE TECH	NATURALE	STONE TECH	EVER MATT	SOFT NATURALE
					■		



Space Iron







Random : 2

1200
x2400mm

Scan for
360° view

Space Iron

1 SURFACE | **2** SIZES | Body Color : Black

1200x2400mm | 9 mm Thickness
1600x3200mm | 12 mm Thickness



Random : 1





1600
x3200mm

SURFACES AVAILABILITY

CRISTALLO	LUCIDATO	SILK LUCIDATO	SHAPE TECH	NATURALE	STONE TECH	EVER MATT	SOFT NATURALE
					■		

Space Perfect





Random : 3

1200
x2400mm

Scan for
360° view

Space Perfect

1 SURFACE | **2** SIZES | Body Color : Grey

1200x2400mm | 9 mm Thickness



Random : 1



1600
x3200mm

SURFACES AVAILABILITY

CRISTALLO	LUCIDATO	SILK LUCIDATO	SHAPE TECH	NATURALE	STONE TECH	EVER MATT	SOFT NATURALE
					■		



Space Toffee









Random : 3

1200
x2400mm

Scan for
360˚view

Space Toffee

1 SURFACE | **2** SIZES | Body Color : Beige

1200x2400mm | 9 mm Thickness
1600x3200mm | 12 mm Thickness



Random : 1





1600
x3200mm

SURFACES AVAILABILITY

CRISTALLO	LUCIDATO	SILK LUCIDATO	SHAPE TECH	NATURALE	STONE TECH	EVER MATT	SOFT NATURALE
					■		



Concrete Clear





Random : 1

1200
x2400mm

Scan for
360° view

Concrete Clear

1 SURFACE | 1 SIZE | Body Color : White

1200x2400mm | 9 mm Thickness



SURFACES AVAILABILITY

CRISTALLO	LUCIDATO	SILK LUCIDATO	SHAPE TECH	NATURALE	STONE TECH	EVER MATT	SOFT NATURALE
			■				



Concrete Harmony





Random : 1

1200
x2400mm

Scan for
360˚view

Concrete Harmony

1 SURFACE | 1 SIZE | Body Color : Beige

1200x2400mm | 9 mm Thickness



SURFACES AVAILABILITY

CRISTALLO	LUCIDATO	SILK LUCIDATO	SHAPE TECH	NATURALE	STONE TECH	EVER MATT	SOFT NATURALE
			■				

Concrete Ideal





Random : 1

1200
x2400mm

Scan for
360° view

Concrete Ideal

1 SURFACE | 1 SIZE | Body Color : Grey

1200x2400mm | 9 mm Thickness



SURFACES AVAILABILITY

CRISTALLO	LUCIDATO	SILK LUCIDATO	SHAPE TECH	NATURALE	STONE TECH	EVER MATT	SOFT NATURALE
			■				

Concrete Iron





Random : 1

1200
x2400mm

Scan for
360° view

Concrete Iron

1 SURFACE | 1 SIZE | Body Color : Black

1200x2400mm | 9 mm Thickness



SURFACES AVAILABILITY

CRISTALLO	LUCIDATO	SILK LUCIDATO	SHAPE TECH	NATURALE	STONE TECH	EVER MATT	SOFT NATURALE
			■				


Concrete Perfect





Random : 1

1200
x2400mm

Scan for
360° view

Concrete Perfect

1 SURFACE | 1 SIZE | Body Color : Grey

1200x2400mm | 9 mm Thickness



SURFACES AVAILABILITY

CRISTALLO	LUCIDATO	SILK LUCIDATO	SHAPE TECH	NATURALE	STONE TECH	EVER MATT	SOFT NATURALE
			■				



Concrete Toffee





Random : 1

1200
x2400mm

Scan for
360° view

Concrete Toffee

1 SURFACE | 1 SIZE | Body Color : Brown

1200x2400mm | 9 mm Thickness



SURFACES AVAILABILITY

CRISTALLO	LUCIDATO	SILK LUCIDATO	SHAPE TECH	NATURALE	STONE TECH	EVER MATT	SOFT NATURALE
			■				

Weave Clear





Random : 1

1200
x2400mm

Scan for
360° view

Weave Clear

1 SURFACE | 1 SIZE | Body Color : White

1200x2400mm | 9 mm Thickness



SURFACES AVAILABILITY

CRISTALLO	LUCIDATO	SILK LUCIDATO	SHAPE TECH	NATURALE	STONE TECH	EVER MATT	SOFT NATURALE
			■				



Weave Harmony



Random : 1



1200
x2400mm

Scan for
360° view

Weave Harmony

1 SURFACE | 1 SIZE | Body Color : Beige

1200x2400mm | 9 mm Thickness



SURFACES AVAILABILITY

CRISTALLO	LUCIDATO	SILK LUCIDATO	SHAPE TECH	NATURALE	STONE TECH	EVER MATT	SOFT NATURALE
			■				

Weave Ideal





Random : 1

1200
x2400mm

Scan for
360˚view

Weave Ideal

1 SURFACE | 1 SIZE | Body Color : Grey

1200x2400mm | 9 mm Thickness



SURFACES AVAILABILITY

CRISTALLO	LUCIDATO	SILK LUCIDATO	SHAPE TECH	NATURALE	STONE TECH	EVER MATT	SOFT NATURALE
			■				

Weave Iron





Random : 1

1200
x2400mm

Scan for
360˚view

Weave Iron

1 SURFACE | 1 SIZE | Body Color : Black

1200x2400mm | 9 mm Thickness



SURFACES AVAILABILITY

CRISTALLO	LUCIDATO	SILK LUCIDATO	SHAPE TECH	NATURALE	STONE TECH	EVER MATT	SOFT NATURALE
			■				

Weave Perfect





Random : 1

1200
x2400mm

Scan for
360˚view

Weave Perfect

1 SURFACE | 1 SIZE | Body Color : Grey

1200x2400mm | 9 mm Thickness



SURFACES AVAILABILITY

CRISTALLO	LUCIDATO	SILK LUCIDATO	SHAPE TECH	NATURALE	STONE TECH	EVER MATT	SOFT NATURALE
			■				

Weave Toffee





Random : 1

1200
x2400mm

Scan for
360°view

Weave Toffee

1 SURFACE | 1 SIZE | Body Color : Beige

1200x2400mm | 9 mm Thickness



SURFACES AVAILABILITY

CRISTALLO	LUCIDATO	SILK LUCIDATO	SHAPE TECH	NATURALE	STONE TECH	EVER MATT	SOFT NATURALE
			■				

Morning To Evening Elegance



Morning View — Dubai



Morning View — Onice Rosa



Evening View — Dubai



Evening View — Onice Rosa

Experience the true character of every slab as light transforms the space throughout the day. In the morning, natural sunlight highlights the soft textures, clean finishes, and organic beauty of the surface. As evening arrives, warm ambient lighting enhances the richness, depth, and luxurious feel of the slab creating a timeless statement in every setting.

Morning Grace, Evening Glamour

A perfect balance of elegance and atmosphere this slab reveals a different personality from day to night. Under natural daylight, its smooth textures and subtle patterns create a calm, airy ambience. As evening lighting takes over, deeper tones and warm reflections bring out a refined sense of luxury, making the space feel sophisticated at every hour.

Two Moods. One Masterpiece

Technical Specification

Sr. No	Properties	ISO 13006:2018 Standards	Our Standards
01	Deviation in Length & Width	± 0.30%	± 0.10%
02	Deviation in Thickness	± 5.0%	± 5.0%
03	Straightness of Sides	± 0.30%	± 0.10%
04	Rectangularity	± 0.30%	± 0.10%
05	Surface Flatness (Central Curvature)	± 0.40%	± 0.10%
06	Surface Flatness (Edge Curvature)	± 0.40%	± 0.10%
07	Modulus of Rupture (Kg/cm^2)	≥ 350	≥ 450
08	Breaking Strength (N)	≥ 1300	≥ 6000
09	Water Absorption	≤ 0.5%	≤ 0.07%
10	Glossiness (Polish)	As per Manufacturer	≥ 95
11	Glossiness (Matt)	As per Manufacturer	8–12
12	Crazing Resistance	4 Cycles	4 Cycles
13	Stain Resistance	Minimum Class 3	Minimum Class 3

TECHNICAL EXCELLENCE, REDEFINED

Crafted with advanced technology and validated by international standards, delivering unmatched reliability in every detail.

Packing Details

Size (mm)	Thickness	Area (Sq.m)	Pcs / Box / Slab	Boxes / Slabs per Pallet	Weight / Unit (kg)	Net Weight / Pallet (kg)	Gross Weight Pallet (kg)	Packing Type
1600x3200mm	12 mm	5.12	1 Slab	20 Slabs	145	2900	3050	A-Frame / Wooden Pallet
1200x2800mm	9 mm	3.36	1 Slab	40 Slabs	72	2880	2975	A-Frame / Wooden Pallet
1200x2400mm	9 mm	2.88	1 Slab	40 Slabs	62	2480	2566	A-Frame / Wooden Pallet
1200x1800mm	9 mm	4.32	2 Slabs	30 Slabs	92	2392	2462	U-Frame

PERFECTION IN DELIVERY.

Although shipments typically fall under the customer's responsibility, Flooret remains fully committed to supporting clients throughout the process.

Our Customer Service Department works closely with customers and logistics partners to coordinate shipments and ensure that loading and unloading procedures are conducted correctly particularly at the final destination ensuring safe, reliable delivery every time.

PRECISION IN PACKAGING.

Packaging is a critical component of Flooret's customer service philosophy, designed to maximize the efficient use of space and weight while minimizing the risk of breakage even during long journeys or challenging road conditions.

Flooret's packaging standards utilize precisely engineered box and pallet configurations to ensure optimal loading of trucks and containers. This becomes especially important when handling slabs and large format tiles.

Depending on product size and mode of transport, Flooret's Logistics Department employs a range of smart packaging solutions, including Euro size pallets, custom wooden crates, and reinforced metal A-frames.

Installation Guidelines

#1 Handling

To prevent breakage, we recommended to keep all Large Format Tiles in their original packaging during handling. Tiles measuring 60x120 cm or less can be handled by hand. To handle Large Format Tiles, we recommend to use lifting tools with a sufficient load capacity.

The use of forklift is recommended; however, it has to be equipped with following fork details:

minimum length of 1.2 m if the crates are handled resting on the long side and minimum length of 2.1 m if the crates are handled resting on the short side. It is recommended that you handle the A Frame individually.



#1



#2 Cutting

When cutting Large Format Tiles, we recommend to use professional dry cutters. Using other tools may lead to uneven cuts or breakage of the material. It is recommended to check the cutter blade before any cut. A damaged blade increases the risk of damaging.

#3 Background Preparation

Prepare a screed with a perfectly flat, dry, compact, dust-free surface, with no cracks or other visible damage. The ideal height difference should be no more than 3 mm, measured using a 2m spirit level. In case of slightly cracked or non-solid screed, it is recommended to use as crack preventing mat between substrate & slab. Screed should have suitable hardness and mechanical resistance to stresses due to the final uses.

It should be prepared using perimeter bands & all structural expansion joints as necessary. Moisture of the screed must be ≤ 4%. It should be according to BS 8204-1:2003 or DIN 18560 standards.





#4 Laying With Adhesives

We recommend laying with this technique, which should be carried out by suitably qualified workers with appropriate equipment. While choosing the adhesive, we recommend you to bear in mind the following: type of Large Format Tiles (group to which they belong and size), type of surface to be tiled and intended use of room. It is recommended to have dry laying before final laying.

Direction of tiles can be checked through punches (on the back of tiles). Adhesive should be applied on the floor as well as on backside of tiles with 3–4 mm thickness.

To make corrections, we recommend you to check the material before the adhesive dries. Adhesive will vary depend on the surface so follow manufacturer recommendation. Cementitious Adhesive (C2 Category – C2TES1) is recommended.

Apply the adhesive onto the back of the slab with a 3mm trowel and should be well distributed on corners & edges. It must be spread over in one direction only. Ideally it should be spread towards shortest direction of the tile. Spread the adhesive for one tile (pc) onto the floor substrate using a 15mm U-notch or a 10mm V-notch trowel and following the same direction as previously applied to the back of the slab.

Adhesive should have 100% contact with tiles/substrate to avoid hollow sounding. It is recommended to start from the centre of the slabs and then move towards the edges. Tap the slab with a rubber mallet for a complete fixing ensuring the air is expelled. It is recommended to handle slabs with appropriate equipment.

#5 Joints

Deciding where to position the joints is also a part of the work which should be entrusted to qualified workers. The joints must be positioned: on structural connections (structural joints), between the wall and the floor (perimeter joints), between one tile and another (laying joints or gaps), between tiles and other materials (e.g. pairings between ceramic, linoleum, or wood). A 2 mm joint spacer is suggested for all sizes. For Large Format Tiles, a 2 mm joint is strongly recommended, as well as proper positioning of spacers on floor sides.

With help of 2 mm spacer & thanks to a 0.8 caliber (meaning that a 120×240 cm minimal size actually measures 119.8×239.8 cm), different sized tiles can be used within a single floor pattern, while still achieving perfect.



#6 Use of levelers

For optimum surface performances, it is strongly recommended to use a tile levelling system. This solution also acts as a spacer for joints, thus contributing to make the installation more accurate.





#7 Grouting

We recommend you to use grout with the same colour as the product. We recommend you to wait for the adhesive to dry completely before grouting the joints. We also advise you to ensure there is no adhesive or dust in the joints. Apply the grout using rubber trowel. Both cement & epoxy grout can be used. It is not recommended to use grouting with coloured pigments in contrast with colour of tiles.

We recommend you to grout no more than 4-5 square metres of tiling at a time. This applies in particular when laying textured, non-slip and polished tiles.

You are advised to remove all excess grout from the tile surface while the grout is still wet, working in diagonal movements. This applies in particular to tiles laid in outdoor areas. Use a damp sponge and perfectly clean water to thoroughly clean the entire tiled surface and the joints.

We then recommend that you dry the surface with a damp cloth. Considering how quickly epoxy grouts set, if these are used, we recommend you to clean the excess grout off immediately with a sponge and plenty of water. On the day after grouting, you should give the laid tiles a second cleaning with alkaline detergents.



#8 Cleaning after laying

Thorough initial cleaning is essential to ensure the tiles a long-lasting appearance over time. It should not be carried out until at least 4 to 5 days after laying and grouting but no later than 10 days afterwards. For washing, we advise you to use an acid-based product, diluted according to the instructions provided by the manufacturer. However, we advise against the use of products containing hydrofluoric acid or derivatives thereof. It is a good idea to use a piece of unlaid tile, or a hidden part of the laid tiles, to check the resistance of the ceramic surface to the acid.

This applies in particular when laying honed or polished tiles. When you start washing, it is worthwhile soaking the tiled surface first of all, focusing in particular on the joints. The acid solution must be left to work for no more than two minutes and must never be left to dry. To remove the acid solution, one of the following methods should be used: single-brush machine equipped with a non-abrasive disc, a wet vacuum, or washing by hand. After removing the solution, we recommend you rinse the tiled surface thoroughly.

In the event that machines are used, we suggest that you finish off the job by hand in the harder to reach spots, such as the corners of the walls.

#9 Routine Cleaning & Maintenance

For ordinary cleaning, simply wash with warm water and cloths and/or soft sponges. If necessary, neutral detergents can also be used. If you have non-neutral detergents, remember to test their effects on a piece of an unlaid tile or on a hidden part of the tiled surface. Abrasive cleaners should not be used on glossy and/or polished tiles; this kind of detergent can be used on tiles with matt surfaces though; in the event, you should still test the effects on a piece of an unlaid tile or on a hidden part of the tiled surface.

We also advise against the use of soaps, waxes, or rinse aids. To remove traces of grease or oil on the surfaces, we suggest you use detergents with organic or alkaline solvents (pH>9), rinsing properly at the end. In large areas, appropriate industrial washer-dryers can be used, taking care to finish off drying by hand where necessary. Abrasive tools (such as metal pads or rigid brushes) should not be used on tiled surfaces. After Installation of the floor, it should be properly covered with suitable material in order to prevent tiles from damage or scratches because of on-site processing. It is also important not to drag heavy objects across the surface to avoid scratches.



Sustainable Innovation

Protecting the environment is a priority. This means that everything we do in our plant, and outside of it, is guided by a strong Environmental Management Policy. At flooret, we are dedicated to creating a cleaner, safer, and more environmentally friendly world. Our production processes are designed to minimize environmental impact while maintaining the highest standards of quality and innovation.

Each of us is committed to this mission, as it reflects our responsibility toward nature and our lifestyle. We continuously work to reduce waste, optimize energy usage, and promote sustainable practices across every stage of manufacturing.

Flooret Slabs are ISO compliant with ISO 9001 for quality management and ISO 14001 for environmental management, ensuring that our operations meet internationally recognized standards for sustainability and performance.

Through responsible manufacturing and conscious innovation, Flooret strives to contribute to a greener future for generations to come.



Large format slab tiles that redefine space with striking design and uninterrupted flow.

essential

Notes

FLOORET CERAMICS INDIA
Talaviya Sanala Road Nichimandal
Morbi, Gujarat 363642, IN
info@flooret.in
flooret.in

EXPORT INQUIRY : +91 77770 40468 flooret.india